


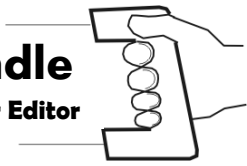
Circulator
Howard Olson, Editor
W14441 State Hwy 29
Bowler, WI 54416



Newsletter of the Circle Masters Flying Club
Milwaukee Wisconsin
Academy of Model Aeronautics Chartered Club # 662
March 2017 Volume 14 issue 3

At The Handle

Ramblings from your Editor



If you would like to contribute material, please submit to the address on the cover or contact me at (715) 697-8458 I may be reached via e-mail at clmodman@wctc.net

Greetings Circle Masters, once again here is the *Circulator* with all the club news that's fit to print. This is the time of year where things get a little dry as far as content goes, but I'll see what I can do for you. We haven't had any flying for a long time now, so no pictures from out at the field. What we do have is an article from the Vice President, I had to put it in here, the old dog house is still chilly until May or so. I also have a plan for a semi scale Tri-Pacer for half A power that looks like it should be able to do a few stunts on account of it has a beefy symmetrical airfoil. That one is from Ron W. Notice that he sent in material two months in a row now, unlike most guys who send stuff no months in a row. We also have a couple pictures and an interesting bit regarding a silkspan substitute from Dave, who also sends in items regularly.

I recently paid a visit to our friends at Happy Hobby.. Laurie up there on 76th Street has some control line models she has taken in on consignment. To be real honest, the planes are in rough shape. The engines on the other hand look pretty good. There's a couple slant plug foxes of the higher performance variety than the standard stunt version and a McCoy that still has some pop when you turn it over. I don't have many details, but if those engines sound like they are of interest to you, stop in and take a look.

How is your fleet of planes looking for the upcoming season? Now is the time to dust the birds off and make sure they are ready to go. You know, check out the leadouts and lines to avoid any unpleasant surprises. Get rid of that electric motor and affix a proper power plant like you have been meaning to do. Don't forget field equipment. Your batteries for the starter, power panel and/or glow igniters are going to need checking so they are prepared to fire up that nitro burner. If you just don't have time to swap out the electric motor at least take a good look at the stuff a guy would use to operate one of those things. Get ready now, our first outdoor meeting for 2017 is only nine weeks away!

One last thing fellas. The February meeting got a bit contentious in the way things were discussed. Let's not forget we are always representing the club and control line model aviation when we are at the library or the field etc. I'm as guilty as anyone of jumping into the fray when a more controversial topic comes up. We really need to have some respect for other member's ideas even if we strongly disagree. This is a two way street. Present your thoughts calmly and clearly, then expect to need to back them up with workable solutions if there is a problem, or your idea meets resistance. Most importantly, maintain low tones and don't go getting all hot under the collar with each other. One member has suggested to me that if someone has a topic of interest, a vote should be taken right off the bat. That way everyone is clear on how the majority of members are thinking about the topic and if the idea is going anywhere. That doesn't sound like a bad idea. You wanna fight about it?

Lighten up, see you at the meeting.

Big How

CIRCLE MASTERS FLYING CLUB
Meeting Minutes for FEBRUARY 2017

The February meeting of the Circle Masters Flying Club was held at on Saturday February 4th at the Sussex Public Library. The meeting was preceded by a video on the history of the Lockheed P-38.

The meeting was brought to order by President Greg @ 1:07 PM. All members (13) had received the January newsletter and had reviewed and approved the minutes from that months meeting.

The treasurer's report was presented by club Secretary/Treasurer Wayne. He outlined the financial activity for the club during the past month. His report was approved.

REPORTS & ANNOUCEMENTS: Wayne reported that the 2017 Club Roster has been sent to all members. Don reported that the Armed Forces Weekend event has been cancelled for 2017. No reason was given at this time. Don asked if anyone would assist him at the Lisbon Easter egg event;
Greg will assist on April 8th.

OLD BUSINESS: Melissa inquired about the 'Field Box' which had been discussed at a previous meeting. Jason was to be in contact with the Sussex Park Board regarding permission to do this before we went ahead. We are awaiting the results of that meeting. Greg mentioned again his desire to return to Pebble Creek as we did last year. He will report at the next meeting on his meeting with those boys from the Dark Side.

NEW BUSINESS: John filled the members in on a potential new event to be held at the Eagle hanger at EAA called Family Flight Fest to be held on March 18th & 19th. If the club chose to participate, display tables would be available for static display.

WEB BUSINESS: Our Webmaster was not present to defend himself.

All worthwhile business having been discussed, Greg asked for a motion to adjourn. It was moved and seconded to adjourn the meeting at 2:03 PM.

SHOW AND TELL: Greg presented a 'Ringstang' and a rebuilt Sky-Ray, both nicely done. FYI a Ringstang is a Mustang with a leftover Ringmaster wing.

Submitted by: Wayne M. Schmidt, Secretary

02/16/2017

Hello everybody,

Thought I would add a few words from your VP this month. I was reflecting on spring! As many know, I have been working closer to Circle Masters home turf than to the Circle Masters outpost North Post lately. So I was able to experience the “HINT” of springyou know, that whiff of damp dirt and potential green growing things produced from the final melt of snow and a brief, warm balmy 50 degrees rather than 32 or below that seeps into your bones and makes you ask yourself.....Why am I still living in Wisconsin? Traveling north to get some work done at the farm this last weekend, I documented the increasing snow, drifts and slippery roads. It started with the dusting in West Allis, progressed to the well covered and beloved Camp Scholler of EAA in Oshkosh, and finally, the FOOT of snow dumped on the farm, as if it had not already melted completely away and tricked us into thinking the long winter was officially over, when in fact, it is not!

As Howard was preparing another issue of the *Circulator*, I reminisced about the first year that the smell of glow fuel burning thru the engine of the first flight of spring brought a rush of joy to my senses....kind of like that brief but oh so beautiful “hint of spring” smell in the air a few weeks ago. Now as a gardener, that earthy smell inspires dreams and plans of future garden spaces filled with carefully researched and chosen plants. The promise of botanical enjoyment for the entire growing season. I really love gardening! So imagine how surprised I was to experience some of the same rush....due to a mix of castor oil and nitromethane filling the air when we ventured out to knock some dust off the old model wings! The kids were smaller, and excited to get out with dad and fly....they too spent time in the workshop...building, learning, bonding with their father. How many kids these day ask and nearly beg to spend time in a basement workshop with the old man?

Although building and flying has not become a particular passion of mine, I loved seeing the results of the process...bulky chunks of balsa wood, carefully chosen for its strait grain, fashioned into the end product of a beautiful plane that cuts thru the air at the command of the handle held by my husband and kids. Excitement, in watching the first take off. Relief, at the first flights successful landing which promised more of the same. Joy, that my kids had a father that has such passion for a worthwhile hobby that could be shared and passed along. Pride, that my three youngsters gained SO MUCH from the experience of building and flying control line model airplanes over all these years. Shaping not only the planes they built, but character that shines thru them as adults today.

Though I may not be as avid a builder or flyer as many I have met and admired over the years, the love of this hobby that you...we... all share, witnessing the amazing skills of builders and flyers, and friendships that have taken off.....have been tremendously rewarding to be a part of. It is what inspires me to continue reaching out to as many youngsters(and their parents) as possible to pass on this experience, knowledge, and all the other benefits of this wonderful hobby. I hope you will look at the opportunity to share your passion with the nearly 5000 people that we have hands on experience with at the EAA this summer. It would be beyond wonderful to see our participation bring in new membership to our club in droves, but alas, that is not the most likely scenario. That does not however, diminish the powerful affect we have on those that visit our small section of aviation experience at the EAA. The only thing better than increasing our direct membership, would be sharing this rewarding experience with more of my Circle Masters family! Following in the footsteps of those that have gone before us and started the entire KidVenture experience (our club was responsible!!!) is a big deal! It is a beautiful legacy, it is a wonderful experience. Please join me.

Ok, will someone please help me off this darn soap box!

Melissa Olson, VP

Upcoming Events GO TO THE MEETING

March Meeting: Saturday March 4th, Pauline Haass Public Library, Main Street in Sussex. Meeting at 1:00 PM Social hour begins at Noon with movies etc.

April Meeting: Saturday April 1st, (no foolin') Pauline Haass Public Library, Main Street in Sussex. Meeting at 1:00 PM Social hour begins at Noon with movies etc.

May Meeting: Saturday May 13th, Sussex Village Park, meeting at 1:00 PM with flying before and after! NOTE: The May meeting is on the second Saturday.



Only a couple chances left to get in on *Name That Plane* until next fall. Kind of weird for this little known amphibian to be sitting in the desert. Good Luck!

March PICTURE PAGE

Remember this old beast? It's the Albatross back from the dead. It may have taken four years to finish the rebuild, but it's done. Still powered by a smoking' MVVS .40 Q-500 pylon engine, I can't wait to try it out again. The paint is Nelson Hobby water based polyurethane applied with a foam brush. The lozenge pattern was done by hand with "Frog" brand masking tape and a whole bunch of weeping and gnashing of teeth. The cross and dragon markings were cut at a local vinyl sign shop. If you look at it close up, the battle scars from many mass flies are still there, so stand back a ways when you see it at the field! We were supposed to have pictures of Greg this month too, but I couldn't get them to load from my phone. I will try that again for next month.



From stunt hanger. The guys in Northern Virginia control line club have found an acceptable silkspan replacement. I have ordered a box of 12 rolls and will sell you a lifetime supply for \$4. I am in it for about \$28

Dave



NVCL members,

Ever since hobby websites have run out of silkspan, I have been on a quest to find a substitute for it since I am a paper and dope kind of guy.

During a check-up at the local military hospital a few months ago I noticed that the exam table paper sure looked a lot like the silkspan I'd been using on all my model aircraft. The doctor thought I was nuts when I asked him if I could take home the 6 foot section I was sitting on. After all, it looked and felt just like silkspan.....the question was, would it act like silkspan? The short answer is, YES IT DOES!!!! I tried out my test piece on a built up stabilizer for my next stunt beast and it went right on damp, took the nitrate dope and shrunk right up when I hit it with a blow dryer. I tried it on bare wood to cover the grain and it works great and leaves a smooth surface.

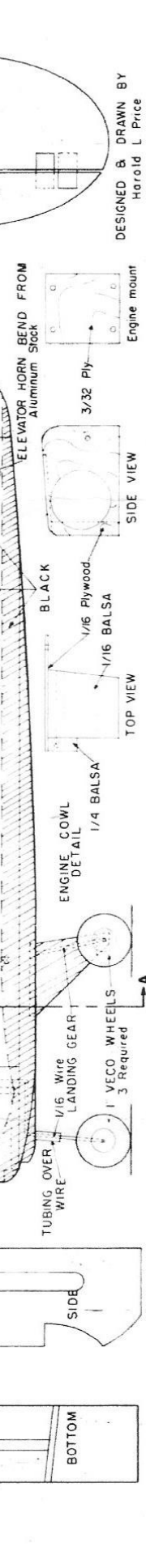
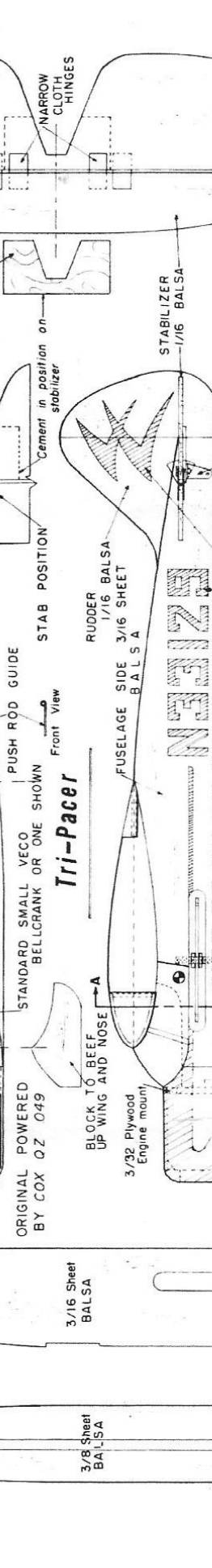
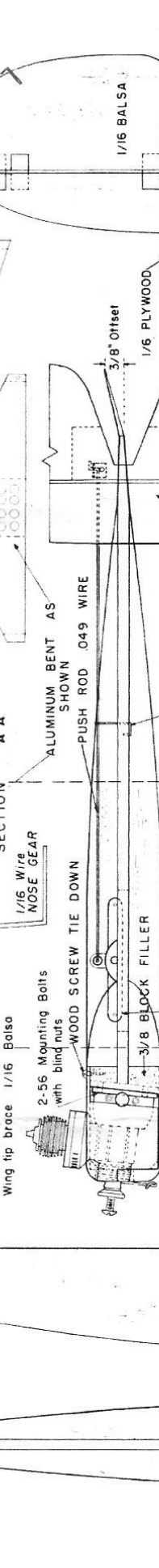
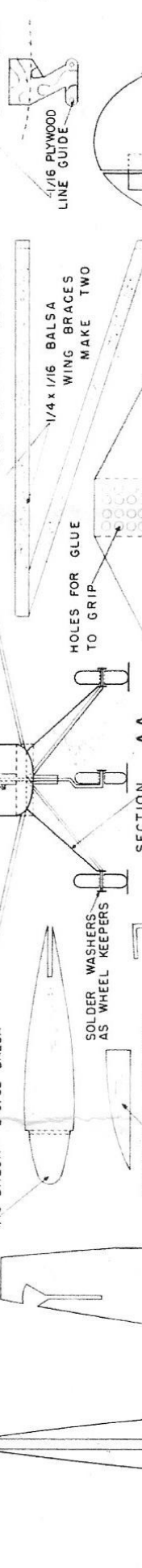
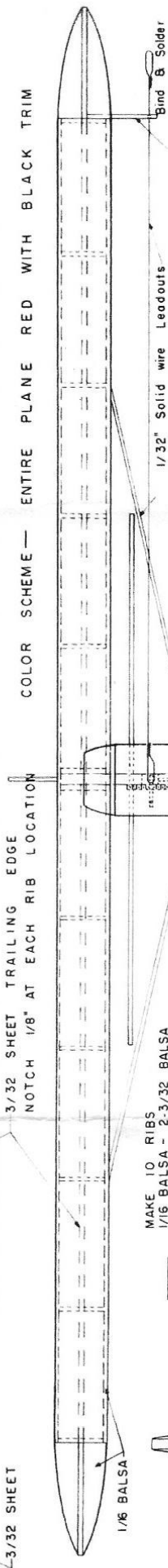
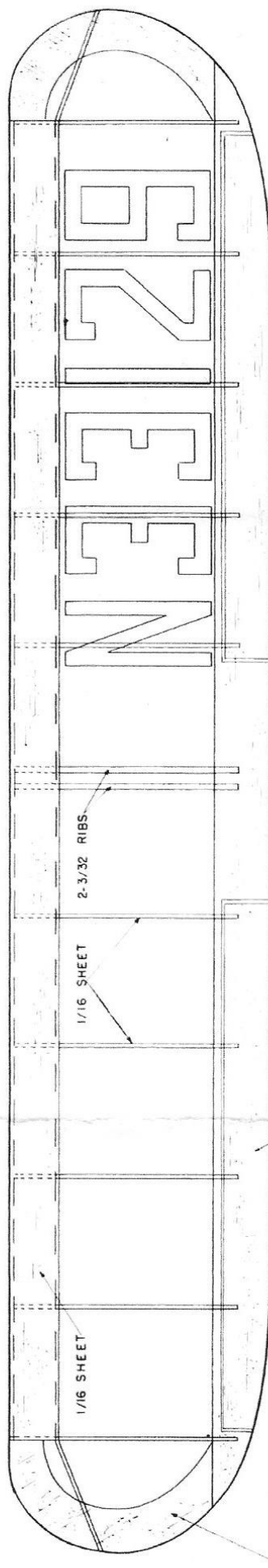
Now I was ready to find out from the hospital what it was called and where to get more. One of the medics offered to give me a roll but I told him "Son, if I take that we're both gonna be in a lot of trouble". I asked him to tell me what it says on the box it comes in and he said, "they only give us the roles".

I went to the hospital supply office and they tried to help, but all they could tell me was the brand, Medline, and I could get it at Staples. To make a long story short I had to order various types and send them back before I finally found the match. It comes from the Tidi company and it is their top of the line crepe exam table paper, 21 inches wide on a roll 125 feet long.....enough paper to cover the Spruce Goose, and it comes in a carton of 12 rolls.

The paper looks just like the silkspan we get from K&B. It is strong when wet (it's wet tensile strength is not quite as good as silkspan) but it has good strength none the less (hell, we sit on it on the exam table) and is strong and pliable when laying it on the aircraft. It sticks down with nitrate dope on a doped wood structure no problem. It is thin enough to be worked on compound curves too. When it dries, it comes out tight and smooth, ready for more coats of dope. It has a rough and a smooth side, and has a grain. To give you an example of how it works, a 6 inch strip expands to 6 1/2 inches when wetted. Lay that down and it tries to shrink back to size and that makes it tighten up.

I'll bring some rolls over to Scott's tomorrow so you can see for yourselves. The rolls are either 60 ft or 125 ft long (I haven't rolled one out) and are \$4 to cover the cost. What a deal. You'll never have to buy paper for the rest of your life.

Fly Stunt, Frank



Tri-Pacer
 DESIGNED & DRAWN BY Harold L. Price